



DOUGLASCOLLEGE

Pre-Arrival Essentials:

Things to Consider Before Arriving in Canada



Summer 2020

Overview



- **Prepare for arrival in Canada**
- **Quarantine and Health measures**
- **Port of Entry & Vancouver Airport (YVR) procedures**
- **Documents**
- **Transportation and transiting from YVR to your place of quarantine**
- **Quarantine locations**
- **Medical and Health Insurance**

Welcome to Canada!



Welcome to Douglas College!



Three campuses:

New Westminster (NW)

700 Royal Ave, New Westminster, BC V3M 5Z5

Coquitlam Campus (COQ)

1250 Pinetree Way, Coquitlam, BC V3B 7X3


Anvil Centre Office Tower (AOT)

11 Eighth St, New Westminster, BC V3M 3N7

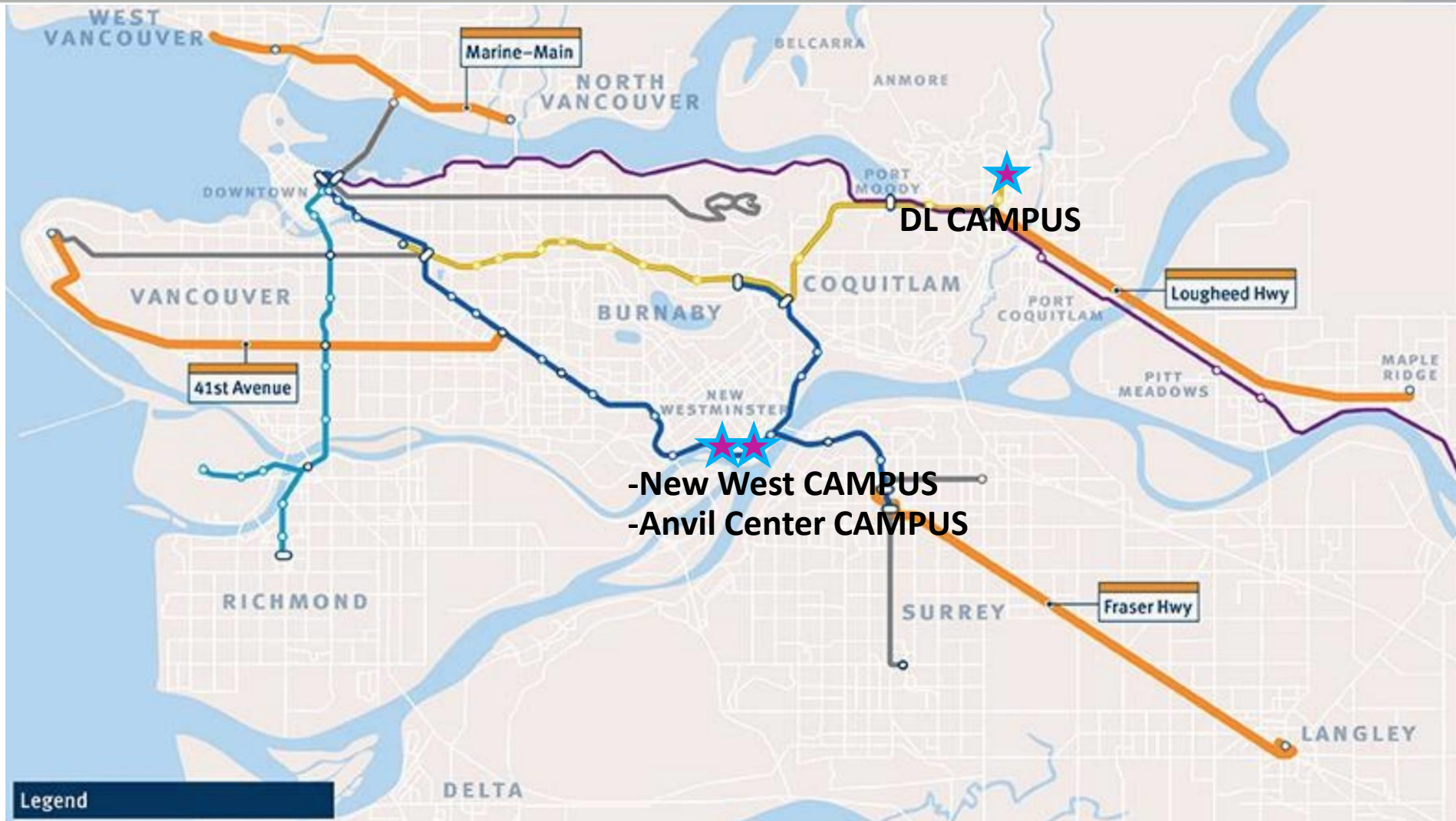
Commuting between three campuses:

From New West (main campus)

To AOT: 5mins. walk down the hill on Eight St.
To COQ: 45mins-1 hour skytrain and/or bus;
25-30mins. by car



Campus Locations – New West, Anvil Office Tower, Coquitlam



Legend

- Phase 1 B-Lines (2019)
- Existing 95, 96, 99 B-Lines
- Canada Line

Timing of your travel:

- Douglas College Fall 2020 semester classes begin on **September 8, 2020**. Douglas International students should plan to arrive in Canada with enough time to complete the 14- day quarantine before classes begin.

* When booking your flight to Canada, please make sure you book a connecting **flight directly to Vancouver**.

Documents to have with you

Necessary documents:

- A valid passport that you used for your study permit application (visa/eTA)
- The letter of introduction sent to you when your study permit was approved (contains reference number)
- A copy of letter of acceptance
- Quarantine Plan
- Sufficient proof of funds to support yourself during your stay in Canada
(First -year tuition fees + CAD\$10,000 + \$3,000 to \$4,000 for additional expenses)

See details here: <https://www.canada.ca/en/immigration-refugees-citizenship/services/study-canada/study-permit/prepare/get-documents.html#doc3>

- Student under 18 years old (valid identification)

See details here: <https://www.canada.ca/en/immigration-refugees-citizenship/services/visit-canada/minor-children-travelling-canada.html>

Documents to have with you

Additional supporting documents:

- You **must** disclose to the border officer if you arrive with more than **CAD \$10,000**.
- A print out of your course schedule
- Travel Support Letter issued by Douglas College, if you have one
- Medical/Travel health insurance policy
- Main phone numbers and addresses
- Medical exam proof
- letters of reference or any other documents the visa office told you to bring with you

*The list is not exhaustive and you may provide other additional documents to prove the border officers your travel is non-discretionary

*Carry the documents with you at all times. Do not put them in your checked luggage.

Proof of travel restriction exemptions:

If you choose to travel to Canada, make sure that you have proof that you're eligible and have proof of [travel restriction exemptions](#) with you:

- You are already living in Canada
 - If you are already living in Canada, your return is non-discretionary.
- You are able to complete a 14-day quarantine period as soon as you arrive at your final destination
- You begin studying after you complete your quarantine
- You need to be in Canada for your program (for laboratories, workshops)
- Pursuing your studies online is not an option at your school or not possible from your home country (due to internet restrictions or bandwidth limitation)

Visit this link for more details:

<https://www.canada.ca/en/immigration-refugees-citizenship/services/coronavirus-covid19/students.html#exemptions>

Support Letter to travel to Canada



To determine if a support letter needed:

- **ALL new and returning students, studying in Fall 2020** have been asked to fill-out a **questionnaire**.
- Questionnaire is **mandatory** for ALL students!
- Complete **truthfully and accurately**, even if you are not travelling to or within Canada for study.

The deadline to complete **the questionnaire** is August 28th.

* To open **the Questionnaire** link, right-click & select open hyperlink *

Mandatory Requirements

To protect Canadians from the outbreak of COVID-19 the government has set mandatory requirements for travellers coming to Canada:

- [Public health measures for travellers to Canada](#)
- [BC self-isolation plan](#)
- [Quarantine requirement](#)

- *** To open the links, right-click & select open hyperlink ***

Public Health Measures

- If you are travelling by air, you need to pass a health check conducted by airlines ***before*** boarding your flight.
- [Wear a non-medical mask or face covering throughout your travel](#) (including when going to the place you will quarantine)
- * To open the link to [Public Health Measures](#), right-click & select open hyperlink *

Quarantine Plan and Requirements

- When you arrive in Canada by air, land or sea your health will be assessed. Individuals with symptoms will not be allowed to enter Canada.
- You must have a plan to quarantine for 14 days when you arrive in Canada. It should include information on:
 - The place you are staying at
 - How you will
 - go to your destination
 - get your groceries
 - access essential services and medical care

If you do not have a quarantine plan, you may not be allowed to enter Canada.

*** To open the quarantine plan links, right-click & select open hyperlink ***

Penalties

This plan is mandatory, even if you have no symptoms.

Not following your quarantine plan can result in penalties such as:

- a fine of up to \$750,000
- 6 months of jail time
- being found [inadmissible](#), removed from Canada and banned from entering for 1 year

BC self-isolation plan

British Columbia (B.C.) has declared a state of emergency. To ensure the safety of all British Columbians you are required to complete the mandatory [BC self-isolation plan](https://www2.gov.bc.ca/gov/content/safety/emergency-preparedness-response-recovery/covid-19-provincial-support/self-isolation-on-return#complete-plan).

- A self-isolation plan is a **legal commitment** to self-isolation, enforceable under the *Public Health Act*.

<https://www2.gov.bc.ca/gov/content/safety/emergency-preparedness-response-recovery/covid-19-provincial-support/self-isolation-on-return#complete-plan>

*** To open the link, right-click & select open hyperlink ***

Vancouver International Airport - Arrival

Luggage Pick-up

Customs by border officers

Office to get Study Permit

Kiosks


Check these signs to see which Kiosks to go



Let's review



Arrival: check in at the kiosks



<https://www.cbsa-asfc.gc.ca/travel-voyage/pik-bip-eng.html>

Arrival: check in at the kiosks

Verify your identity



Make an on screen declaration

Primary Inspection Kiosk at Vancouver International Airport

Arrival: check in at the kiosks

Who can use the kiosks?



Primary Inspection Kiosk

YES

Most travellers arriving in Canada by air, including returning residents and foreign nationals

NO

Travellers with a non-machine-readable travel document

Minors traveling alone

Arrival: check in at the kiosks

How to use the kiosks



<https://www.cbsa-asfc.gc.ca/travel-voyage/pik-bip-eng.html>

Arrival: check in at the kiosks

Can it be faster???

CanBorder eDeclaration mobile app



Download the app.

Create & save your travellers' profiles


Answer questions in "my declaration"

Scan QR code

Scan passport & take photos

Bring a receipt to a border officer

Arrival: check in at the kiosks - eDeclaration



<https://www.cbsa-asfc.gc.ca/travel-voyage/edeclaration-eng.html>

Custom Clearance


Canada Border Services Agency Officers are NOT visa officers from Immigration, Refugees and Citizenship Canada. They are like Police for the Border to make sure you...



Be respectful and honest!

Immigration Office

After assessed by a border officer, you need to go to an immigration office and have your study permit printed. You have to show your POE letter here.



Study Permit

Citizenship and Immigration Canada / Citoyenneté et Immigration Canada

Date: June 07, 2013

UCI: [Your UCI Here]

Application no.: [Your Application No. Here]

[Your Address Here] **POE LETTER**

Dear: [Your Name Here]

Your application to study or work in Canada has been approved.

Your study or work permit will be issued to you upon arrival in Canada, subject to your compliance with the requirements of the Immigration and Refugee Protection Act and its Regulations. It will allow you to study or work in Canada for a temporary period only. Read the terms and conditions carefully.

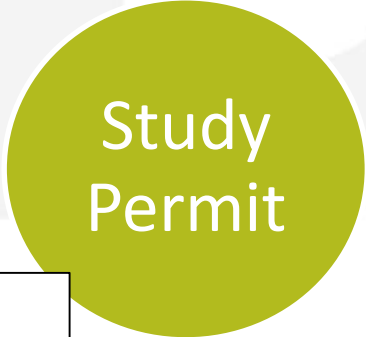
Type: Permit - SP / Permis - PE	Document no.: [Your Document No. Here]	Permit validity (YYYYMMDD): 2015/08/30
------------------------------------	---	---

You must enter Canada no later than the validity noted above. If you have been issued a visa, you must also enter no later than the visa validity date.

This letter is not a passport or travel identification, and it is not a legal authorization permitting you to enter or remain in Canada.

To facilitate your arrival in Canada, inform the officer of the reason for your visit (study or work) and present this letter with your passport. United States citizens entering Canada from the U.S. may show proof of citizenship (a birth certificate or a naturalization certificate, and photo identification) instead of a passport. United States permanent residents entering Canada from the U.S. may show their "green card" instead of a passport and photo identification. Your passport or U.S. travel identification must be valid, and must be valid beyond the period you intend to remain in Canada. If it is not, the validity of your study or work permit will likely be limited to correspond to the validity date of your passport or U.S. travel identification.

Entry
of
Production



TRV



- Sticker in your passport, must enter before it expires;
- Usually is a multiple-entry visa;

Summary of documents issued

Document type	Validity
Permit - SP-EXT / Permis - PE-PROR	2021/07/31
eTA	2023/12/10



- Linked to your passport, so travel with the passport you used for your application
- Valid for 5 years or until your passport expiry

Study Permit

PROTECTED WHEN COMPLETED / PROTÉGÉ UNE FOIS REMPLI - B

CANADA

SCARBOROUGH ON CANADA

Application/Demande: S

UCI/IUC:

STUDY PERMIT/PERMIS D'ÉTUDES

CLIENT INFORMATION/INFORMATION DU CLIENT

Family Name/Nom de Famille:
Given Name(s)/Prénom(s):
Date of Birth/Date de naissance: (0000mmdd - aaaa/mm/yy)
Sex/Sexe: FEMALE
Country of Birth/Pays de naissance: CHINA, PEOPLE'S REPUBLIC OF
Country of Citizenship/Citoyen de: CHINA, PEOPLE'S REPUBLIC OF
Travel Doc No./N° du document de voyage: PASSPORT

ADDITIONAL INFORMATION/INFORMATION SUPPLÉMENTAIRE

Date Issued/Déjà délivré le: 2013/05/07 (0000mmdd - aaaa/mm/yy)
Expiry Date/Date d'expiration: 2017/07/30 (0000mmdd - aaaa/mm/yy)
Case Type/Genre de cas: 30
Institution Name/Nom de l'institution: OTHER UNIVERSITY ONT.
Field of Study/Domaine d'études: ANY POST SECONDARY
In Force From/En vigueur le: 2013/05/07 (0000mmdd - aaaa/mm/yy)

Conditions:

1. MAY ACCEPT EMPLOYMENT ON THE CAMPUS OF THE INSTITUTION AT WHICH REGISTERED IN FULL-TIME STUDIES.
2. MUST LEAVE CANADA BY:

Remarks/Observations:

THIS DOES NOT AUTHORIZE RE-ENTRY/CECI N'AUTORISE PAS LA RÉ-ENTRÉE

THIS FORM HAS BEEN ESTABLISHED BY THE MINISTER OF CITIZENSHIP AND IMMIGRATION - THIS DOCUMENT IS THE PROPERTY OF THE GOVERNMENT OF CANADA
FORMULAIRE ÉTABLI PAR LE MINISTRE DE LA CITOYENNETÉ ET DE L'IMMIGRATION - LE PRÉSENT DOCUMENT EST LA PROPRIÉTÉ DU GOUVERNEMENT DU CANADA

IMM 1 (A02) (06/2012)
© 2012 CIBN

The [study permit](#) is a document issued by IRCC (Immigration, Refugees and Citizenship Canada) that allows [foreign nationals](#) (YOU) to stay and study at [designated learning institutions](#) (i.e. Douglas College) in Canada until the expiry of your authorized stay.

Study permit – What to check?

Application Number (starts with "S")

Document Number (starts with "F")

Your name and Address

Application/Demande: S- [redacted]

UCI/UC: 11- [redacted]

UCI or Client ID (either 8 or 10 digits)
You will use the same UCI forever

STUDY PERMIT/PERMIS D'ÉTUDES

CLIENT INFORMATION/INFORMATION DU CLIENT

Family Name/Nom de Famille: [redacted]
 Given Name(s)/Prénom(s): [redacted]
 Date of Birth/Date de naissance: [redacted] (yyyy/mm/dd - aaaa/mm/jj)
 Sex/Sexe: [redacted]
 Country of Birth/Pays de naissance: [redacted]
 Country of Citizenship/Citoyen de: [redacted]
 Travel Doc No./N° du document de voyage: [redacted] PASSPORT

ADDITIONAL INFORMATION/INFORMATION SUPPLÉMENTAIRE

Date Issued/Délivré le: 2018/09/07 (yyyy/mm/dd - aaaa/mm/jj)
 Expiry Date/Date d'expiration: 2019/08/31 (yyyy/mm/dd - aaaa/mm/jj) → **Expiry Date of your study permit**
 Case Type/Genre de cas: 30
 Institution Name/Nom de l'institution: DESIGNATED LEARNING INST-BO
 Field of Study/Domaine d'études: SCIENCES, GENERAL
 In Force From/En vigueur le: 2018/09/07 (yyyy/mm/dd - aaaa/mm/jj)

Conditions:

1. NOT AUTHORIZED TO WORK IN CHILDCARE, PRIMARY SERVICE FIELD OCCUPATIONS.
2. NOT AUTHORIZED TO WORK IN AGRICULTURAL OCCUPATIONS.
3. MUST LEAVE CANADA BY 2019/08/31
4. NOT VALID FOR EMPLOYMENT IN BUSINESSES RELATED TO THE SEX TRADE SUCH AS STRIP CLUBS, MASSAGE PARLOURS OR ESCORT SERVICES.
5. MAY ACCEPT EMPLOYMENT ON OR OFF CAMPUS IF MEETING ELIGIBILITY CRITERIA AS PER R186(f), (v) OR (w). MUST CEASE WORKING IF NO LONGER MEETING THESE CRITERIA.

Remarks/Observations:
 TEMPORARY RESIDENT STATUS MAINTAINED AS PER R183(6).
 MUST UNDERGO IMMIGRATION MEDICAL WITHIN 30 DAYS. FORMS HAVE BEEN MAILED SEPARATELY.

Conditions of you have to follow (this varies depending on your circumstance)

Remarks of your study permit (this varies depending on your circumstance)

*****THIS DOES NOT AUTHORIZE RE-ENTRY/CECI N'AUTORISE PAS LA RÉ-ENTRÉE*****

This means Study Permit itself is not a permission to cross the border.
 You need either TRV or eTA to enter Canada.
 July 31, 2020

THIS FORM HAS BEEN ESTABLISHED BY THE MINISTER OF IMMIGRATION, REFUGEES AND CITIZENSHIP - THIS DOCUMENT IS THE PROPERTY OF THE GOVERNMENT OF CANADA
 FORMULAIRE ÉTABLI PAR LE MINISTRE DE L'IMMIGRATION, RÉFUGIÉS ET CITOYENNETÉ - LE PRÉSENT DOCUMENT EST LA PROPRIÉTÉ DU GOUVERNEMENT DU CANADA

IMR 1428 (06-2012)

Canada

- May work 20 hrs per week off-campus or full-time during regular breaks if meeting criteria outlined in section [186\(v\)](#) of IRPR.
- or
- May accept employment on or off campus if meeting eligibility criteria as per [R186\(f\)](#), [\(v\)](#) or [\(w\)](#). Must cease working if no longer meeting these criteria.

Transportation from Vancouver Airport (YVR)



- **Public and private transportation:**

- Canada Line

- Taxis

- Car rentals

- **Ride App Service:**

- Lyft

- Uber

Download the App from Google play or App store. **Plan ahead!**

You will be required to wear a mask and maintain social distancing.

For more information on transportation from Airport please visit this link: <https://www.yvr.ca/en/passengers/transportation/ride-app-services>

Where to stay during quarantine?



- Douglas College has contacted a few Metro Vancouver hotels that might be able to accommodate Douglas International Students. Rates and availability are subject to change without notice.
- To receive the lowest available rate please state that you are a Douglas College international student.

Quarantine Locations:

- **Inn at the Quay - 900 Quayside Dr., New Westminster, BC**

Reservation: Please contact: Michele Mahussier, Assistant General Manager at mmahussier@innatthequay.com or direct telephone at +1 604 523-3500

- **Executive Plaza Hotel – 405 North Road, Coquitlam, BC**
- **Executive Suites Hotel – 4201 Lougheed Highway, Burnaby, BC**
- **Executive Airport Plaza Hotel – 7311 Westminster Hwy Richmond, BC**
- **Executive Hotel Vintage Park – 1379 Howe Street Vancouver, BC**

Reservation: Please contact: Bek Shamshiev, +1 (604) 936-9399, ext 120, or dos.bby@executiveshotels.net


Health Insurance Plans



Guard.me



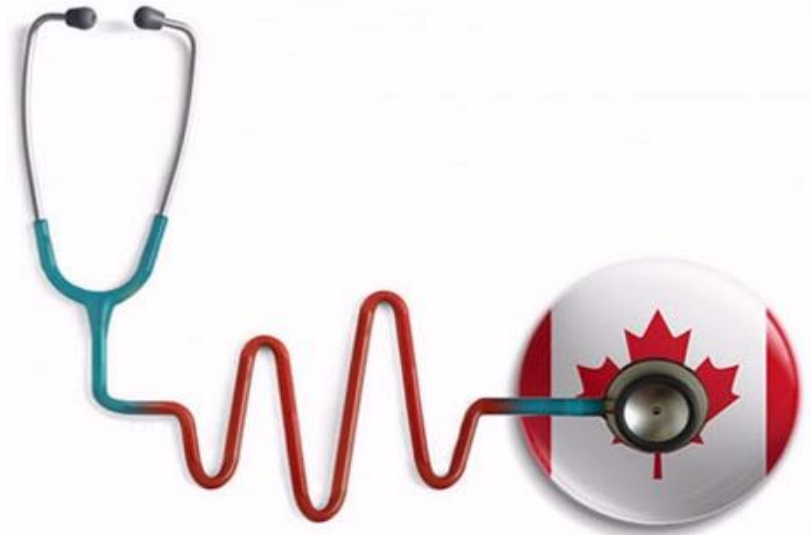
MSP



Extended Health

BC Medical Service plan (MSP)

- Medical Insurance is mandatory while you study in Canada.
- **Upon arrival in BC you must apply for MSP.**
- MSP covers the cost of any medically required service provided by a physician enrolled with MSP.
- \$75.00/month per student.
- Your coverage may start three months after your arrival date in British Columbia.
- **You should get private health care insurance while you wait for MSP.**



How to apply for MSP

Apply online

BRITISH COLUMBIA

Home > Health > Health & Drug Coverage > Medical Services Plan > B.C. Residents > Eligibility and Enrolment >

How to Apply

All B.C. residents must enrol in the Medical Services Plan (MSP). See **BC Services Card** section below for more information on completing MSP enrolment and receiving your Personal Health Number (PHN).

If you are new to Canada, apply for MSP as soon as you arrive. Your coverage may start three months after your arrival date in British Columbia. You should get private health care insurance while you wait.

If you are moving from another province, you should arrange for coverage with your former medical plan during the wait period. If your family is not here yet, they need to keep their existing provincial health care. Once they arrive, you can apply to add them to your plan. The wait period for each family member will begin on their individual arrival date.

If your MSP coverage will be under a group plan through your employer, union or pension plan, please contact your group administrator for more information on applying.

If you already have MSP coverage and received a letter notifying you to renew your BC Services Card, you do not have to submit a new Application for MSP Enrolment; you only need to renew your BC Services Card. Follow the instructions on the letter to renew your card.

Apply Online

The online application takes about 15 minutes to complete. The data you enter will be saved locally to the computer or device you are using up until the point that you close your browser window or submit the form.

Note: If you use a screen reader or assistive device, please apply using the [paper form \(PDF, 635KB\)](#). We are currently working to fix this high priority accessibility issue.

Application Options

You can apply for MSP online, in person or by mail. Use the option that works best for you.

- Apply online
- Apply in person at a ServiceBC location
- Apply using the paper application form

Contact Us

If you have questions about how to apply for MSP, contact Health Insurance BC.

Lower Mainland: 604 683-7151
Elsewhere in B.C.: 1 800 663-7100

Health Insurance BC
PO Box 9035 St Prov Govt
Victoria, BC V8W 9E3

- You should have a local address and phone number.
- Requires uploading a scanned/picture of your study permit.
- DCI **does not have** information about your application status
- Receive a confirmation email with reference number (track status of application)
- Manage your account Online (pay bills, update info, etc.)



* To open the link, right-click & select open hyperlink *

July 31, 2020

Welcome to DC



How to sign-up

- ✓ www.guard.me
- ✓ Information tab – Apply for Insurance
- ✓ Student Access code: **5060**
- ✓ Dependent Access code: **5061**
- ✓ Douglas student email mandatory
- ✓ Douglas student number mandatory



Contact guard.me Anytime!



Emergency Line: located on your guard.me ID card



Website: www.guard.me

CUSTOMER SERVICE
24 HOURS A DAY 7 DAYS A WEEK



Medical emergency? **Call 911 for ambulance**



Health & Dental Plan

BC Medical Services Plan (MSP) does not include extended health and dental plan!

- Coverage period for students starting in Fall: September 1st, 2020 – August 31st, 2021. (Check your policy or contact DSU)
- Family Coverage also available; Includes Ambulance, Prescription Drugs, Vision Care, Dental Coverage, Health Practitioners (Chiropractor, RMT, *physician referral may be required), Medical Equipment and Supplies, plus more.
- Pick up myBenefits paper card at DSU [offices](#) (NW and COQ campus)
- <https://www.mystudentplan.ca/dsu/en/home>

Important reminders:

- Carry the documents with you at all times. Do not put them in your checked luggage.
- Be prepared to spend a few hours at the airport.
 - The wait at Immigration and Customs area could be long
- The CBSA no longer stamps all passports at airports with Primary Inspection Kiosks.
 - If you need an entry stamp, you must request from a border services officer after completing a kiosk transaction.
- Once your study permit is issued, **check the conditions** on your study permit before you leave the office.
 - Your personal information, Eligibility to work (for academic programs), Remarks etc
 - **If you notice an error, notify the officer before you leave!**

Important reminders:

- Familiarize yourself with Douglas College website pages to stay informed (search by key words)
- Contact us if you have any questions and **before** making a decision (and not after that)
- Watch the expiry of your study permit and extend it 90 days before it becomes invalid
- Mark your calendar for important dates and deadlines
- Attend as many workshops and webinars as you can
- Remember that your enrollment status may affect your immigration status
- Do not leave anything up to assumptions; rules and regulations are not the same as the ones practised in your country.

To Do List :

- Make a To-Do or Check-list of everything:
- Check your emails regularly!
- Add dci@douglascollege.ca to your email safe list.
- Make sure you know your CNA credentials (required to access campus computers)
- Login on your myAccount to check your course schedule

Douglas College International Office (DCI)



July 31, 2020

Wecome to DC

Contact Douglas College International (DCI)



Due to COVID-19 we have switched to remote advising:

You can reach us by email at:

dci.immigration@douglascollege.ca

**Please include your full name and student ID
in the subject line of all your emails.**

ANY
questions?

dci@douglascollege.ca



DOUGLAS COLLEGE

THANK YOU

douglascollege.ca

