

# Strong Start: Travelling to Canada

Fall 2021

ACADEMICS

COMMUNITY

CAREER

HEALTH & WELLNESS

**IMMIGRATION**

# Disclaimer

- This webinar is intended for Douglas students who are traveling to Canada through **Vancouver International Airport (YVR)**.
- **The information provided during this presentation is current as of July 23, 2021.** Details are subject to change.
- Please watch out for the updates and ALWAYS check the information on the Canadian government website.
- This is not a legal document.

## Reminder – IMPORTANT

- Please submit the online FALL 2021- Study Permit Confirmation survey.
- This survey is for us to understand your situation and assist you in the future.
- **You will receive it soon from your admissions officer/agent.** Please check your email inbox on a regular basis.
- The deadline to respond to the survey is **August 24<sup>th</sup> 11:45pm PDT.**
- The deadline to defer to the Winter 2021 semester is August 24<sup>th</sup>.
- **Please reach out to your agent or admission officer to discuss further.**

# Agenda

- Preparation for arrival in Canada
  - Eligibility to travel to Canada
  - Non-vaccinated travelers and fully vaccinated travelers
- Documents to bring with you
- Port of Entry & Vancouver Airport (YVR) procedures
- Post-arrival and Quarantines
- Intro to Douglas College
- Medical Insurances
- Q&A (Not recorded)

# Flying to Canada checklist

If you are not sure where to start, you can start at:

- Target your arrival 4 weeks before the Fall semester starts, at earliest
- [Flying to Canada checklist](#) - a chronological checklist to plan your trip to Canada
- Douglas College [Traveling to Canada](#) page

# Latest update from July 19th



- Flight Ban from India has been extended until August 21, 2021.
- The Government emphasizes on having a 14-day quarantine plan for ALL travelers and submit the plan via ArriveCAN.
- On August 9, new measures will be introduced for international students
  - End of the 3-day hotel quarantine after 12:01 am EDT on Aug 9, 2021.
  - Non-vaccinated travelers must quarantine at the hotel for 3 days until then.
  - Non-vaccinated travelers must go thorough on-arrival and day-8 tests, but fully vaccinated travelers would be switched to random testing.
  - Those recovered from COVID-19 but still test positive may submit the positive test result taken 14-180 days prior to their arrival.
- 5 more Canadian Airports will open for international travel on August 9.
- Possibly more flexibilities on traveling after September 7 (TBD).

<https://www.canada.ca/en/public-health/news/2021/07/government-of-canada-announces-easing-of-border-measures-for-fully-vaccinated-travellers.html> and <https://www.canada.ca/en/immigration-refugees-citizenship/news/2021/07/international-students-and-travel-to-canada.html>

# Travelling to Canada - Eligibility

To be able to enter Canada as a student, you must:

- be travelling to Canada to study;
- be attending a [designated learning institution \(DLI\) with a COVID-19 readiness plan](#) approved by its province or territory (Douglas College);
- have a valid study permit or a Port of entry letter of introduction (POE letter/approval letter) that shows you were approved for a study permit;
- be traveling to Canada before the “Must enter Canada by” date on your POE letter if you are travelling with your POE letter; and
- be travelling to Canada while the medical exam is valid (only for those who underwent the medical exam for their study permit application)

# Travelling to Canada - Eligibility

Please note that there are various rules and guidelines at different levels:

- **Federal requirements**
  - Eligibility to travel to Canada
  - Use of ArriveCAN
  - Pre-arrival, on-arrival, and post-arrival COVID tests
  - Quarantine (hotel stay and self-isolation) etc.,
- **BC Provincial restrictions** (varies depending on the province)
  - Provincial restrictions are easing up, but you want to still keep in mind of them
- **Douglas College requirements**
  - Submission of Study Permit Confirmation survey
  - Submission of travel and self-isolation plans
  - Self-isolation check-in



# Travelling to Canada - Eligibility

## Use ArriveCAN to enter Canada by land and air

- You **MUST** submit details via [ArriveCAN](https://arrivecan.cbsa-asfc.cloud-nuage.canada.ca/privacy) **BEFORE** checking in at the airport or crossing the land border.
- You must submit details about your contact information, flight information, quarantine plans, etc.
- The app is used to confirm your arrival, track your quarantine, and report your COVID self-assessment.

<https://www.canada.ca/en/public-health/services/diseases/coronavirus-disease-covid-19/arrivecan.html> or <https://arrivecan.cbsa-asfc.cloud-nuage.canada.ca/privacy>



# Are you fully vaccinated?



You must meet ALL the requirements to be considered “fully vaccinated”

- Met eligibility to travel to Canada
- Are asymptomatic
- Received full series of one of accepted COVID-19 vaccines or a combination of them

## Accepted vaccines:

- Pfizer-BioNTech COVID-19 vaccine
- Moderna COVID-19 vaccine
- AstraZeneca/COVISHIELD COVID-19 vaccine
- Janssen (Johnson & Johnson) COVID-19 vaccine - single dose
- Received your last dose at least 14 days before the day you enter Canada
- Upload the [proof of vaccination](#) in ArriveCan – the proof has to be either English or French

<https://www.canada.ca/en/public-health/services/diseases/2019-novel-coronavirus-infection/awareness-resources/fully-vaccinated-travellers-covid-19.html>

# Are you fully vaccinated?



If you are fully vaccinated, you **MAY BE** exempted from:

- 3-day stay at one of Government approved hotels
- Day-8 testing
- 14 day quarantine

→ **The decision is made by the Border Officer upon entry.** Douglas College is not able to confirm whether you are exempt or not. **You are still required to have your 14-day quarantine plan for your arrival and submit the plan via ArriveCAN.**

Even if you are vaccinated, you are still expected to:

- follow local public health measures (if any)
- wear a mask for 14 days while in public
- maintain a list of all close contacts for your first 14 days in Canada
- keep copies of your proof of vaccination for 14 days

# If you are not fully vaccinated,

- When you arrive in Canada by air, land or sea, your health will be assessed
- You must go through on-arrival and Day-8 COVID tests in Canada
- You must stay for 3 days at one of Government approved hotels while waiting for the result of the arrival test
- You must quarantine for the remaining 11 days. Check for the guidelines on BC Centre of Disease Control website and IRCC website
- If you do not have a quarantine plan, you may not be allowed to enter Canada.
- Quarantine is mandatory even if you have no symptoms

# General Timeline

Before  
travel

- Check if you meet eligibility to travel
- Check the [government website](#) for a recent update
- Book your flight and plan [your quarantine](#) – check Douglas page for some options

2 weeks to 3  
days before  
the trip

- Submit your travel plans to [Douglas College](#) to request a travel support letter (**please submit at least 2 business days before your departure**)
- Download the [ArriveCAN](#) and submit your quarantine plans to the Federal Government.
- Book your [pre-arrival COVID test](#)
- Book a hotel for [your 3-day hotel quarantine](#) (if applicable)

Within 72 hrs  
of departure

- Take a pre-arrival COVID-19 PCR test within 72 hours of travel
- Check your in-flight COVID measures
- [Register for your on-arrival test](#) online to avoid a lineup at YVR (optional)
- Check the documents needed for your arrival and **put them in your carry-on luggage**
- Check what you can/cannot bring to Canada on [Canada Border Services Agency website](#)

Airport  
Check-in

- Present your COVID test result and other documents requested at check-in
- Follow the guidelines at the Airport

# Documents to carry with you



## **DO NOT pack your documents in your checked luggage!**

- ✓ Valid passport that you used for your study permit application
- ✓ Valid Temporary Resident Visa or eTA – usually attached to your passport
- ✓ Valid study permit or the Port of Entry letter of introduction (POE letter/study permit approval letter) **Note: Approval in Principle/AIP does not allow students to travel**
- ✓ Letter of Acceptance (LOA) from Douglas College (bring all LOAs you have)
- ✓ Verification of Enrollment (VOE) printed from your myAccount
- ✓ Travel support letter from Douglas College
- ✓ Documents that proves funds available – bank statement etc
- ✓ Negative COVID test result you took within 72 hours of your departure
- ✓ Proof of Vaccination (if applicable)
- ✓ Details/confirmation on your quarantine plans (hotel and self-isolation – if applicable)
- ✓ ArriveCAN receipt (display on your phone or printout)
- ✓ Medical Insurance information

# Documents to carry with you

## Verification of Enrollment (VOE)

- Official document you can print from your online Douglas College myAccount any time
- Confirms your enrollment for a specific semester

To print a VOE online:

1. Log-in to your [myAccount](#)
2. Select “Student Records”
3. Select “View/Print Documents & Letters”
4. Select the Verification of Enrolment document type (with or without fees)
5. Select a term
6. Click “continue”
7. On the window toolbar select “file” and then “print”



# Documents to carry with you

## Douglas College Travel Support Letter

### How to Request the Travel Support Letter?

- Submit your self-isolation plan to Douglas College [here](#).
- Upon verification we will be able to provide a letter of support for travelling to Canada.
- Request the letter **at least 2 business days in advance**
- Our travel Support Letter **does not guarantee** your entry to Canada.
- A border services officer will make the final decision on whether you are eligible to enter Canada.



# Documents to carry with you

## Proof of funds

- You **must** bring proof of sufficient funds to support yourself during your stay in Canada
- First-year tuition fees + living cost (CAD\$10,000) + \$3,000 to \$4,000 (additional expenses)
- You **must** disclose to the border officer if you arrive with more than **CAD \$10,000.**

See details on Canada Border Services Agency website: <https://www.cbsa-asfc.gc.ca/travel-voyage/ttd-vdd-eng.html>

A faint, light gray background graphic showing two hands shaking, symbolizing agreement or partnership. The hands are stylized with thick outlines and are positioned diagonally across the frame.

# **Arrival at the Vancouver International Airport**

# Mandatory Requirements - Entering Canada

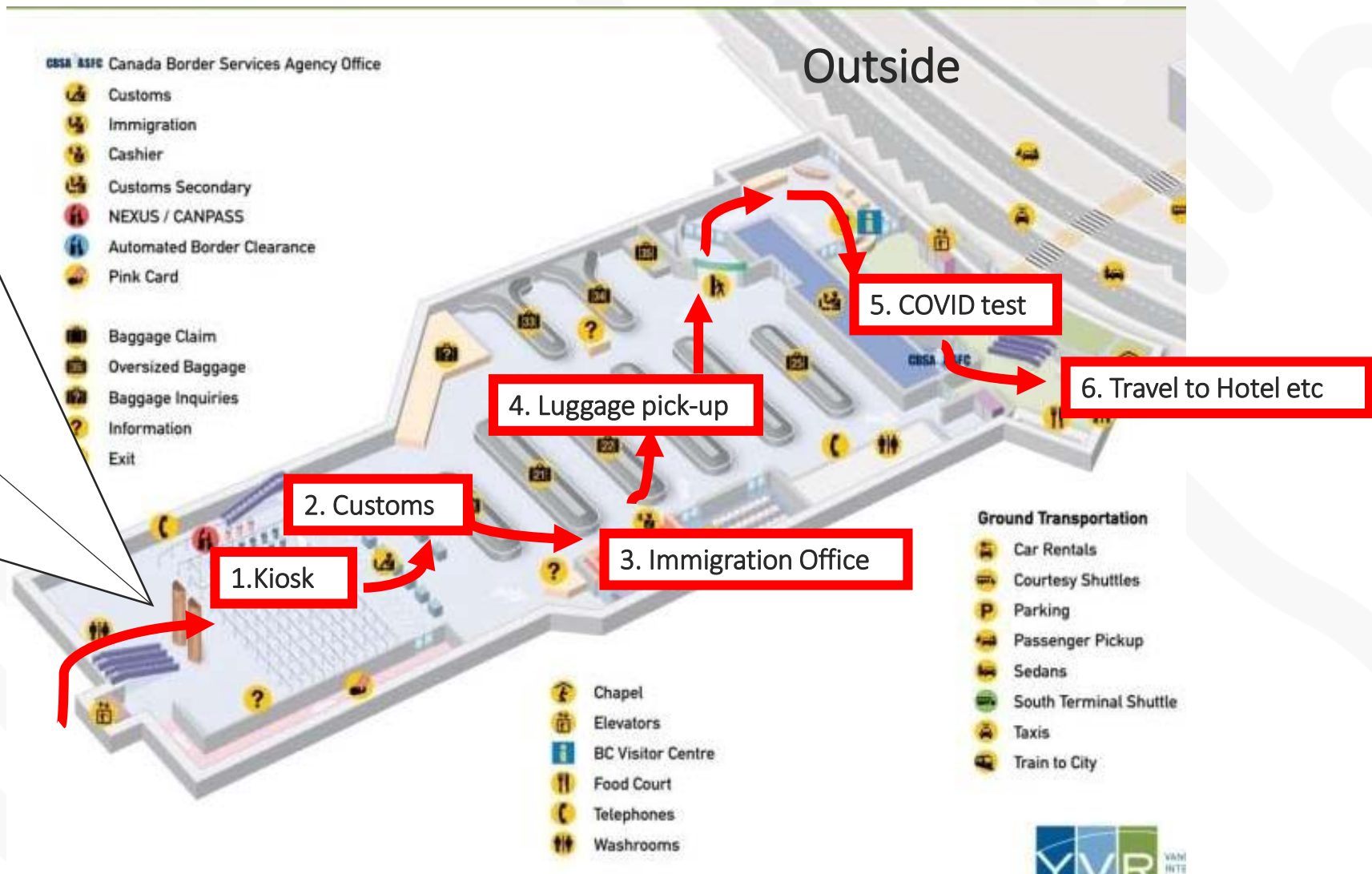

## Screening

All travellers will go through health check screening, no matter their country of origin.

## Masks


You **must** wear a non-medical mask throughout your travel, upon arrival in Canada (including the time you are travelling from the airport to the place of your quarantine )

# At Vancouver Airport (YVR)



# Arrival: Declaration & check in at the kiosks

Verify your  
identity



Make an on  
screen  
declaration

Primary Inspection Kiosk at Vancouver International Airport

[Primary Inspection Kiosks \(cbsa-asfc.gc.ca\)](https://cbsa-asfc.gc.ca)

# Arrival: check in at the kiosks

## How to use the kiosks



1

- Scan your Passport/Travel Document

2

- Take your photo

3

- Verify your fingerprints

4

- Answer a few questions to complete your declaration

5

- Take your receipt from the Kiosk

6

- Bring the receipt to the Border Officer

# Custom Clearance

When the Border officers greet you, they look at several factors, including:


- Your reasons for travelling to Canada
- Your funds available to support yourself in Canada
- Your ability to comply with [all the COVID requirements](#), including Douglas College policies
- Timing of you arrival
  - You have time to complete your quarantine before you physically attend classes (if there is any in-person component), or
  - You can study online during your quarantine
  - If you arrive too early, the border officer can question or refuse your entry

**Canada Border Services Agency Officers are NOT visa officers from Immigration, Refugees and Citizenship Canada. They are like Police for the Border. Make sure you are respectful and honest.**



# Immigration Office

After assessed by a border officer, you need to go to an immigration office and have your study permit printed. You have to show your POE letter here.





# Study Permit

 Citizenship and Immigration Canada / Citoyenneté et Immigration Canada

Date: June 07, 2013

UCI: [Your UCI Here] Application no.: [Your Application No. Here]

[Your Address Here]

**POE LETTER**

Dear [Your Name Here]

Your application to study or work in Canada has been approved.

Your study or work permit will be issued to you upon arrival in Canada, subject to your compliance with the requirements of the *Immigration and Refugee Protection Act* and its Regulations. It will allow you to study or work in Canada for a temporary period only. Read the terms and conditions carefully.

Type: Permit - SP / Permis - PE	Document no.: [Your Document No. Here]	Permit validity (yyyy/mm/dd): 2015/06/30
------------------------------------	---	---

You must enter Canada no later than the validity noted above. If you have been issued a visa, you must also enter no later than the visa validity date.

This letter is not a passport or travel identification, and it is not a legal authorization permitting you to enter or remain in Canada.

To facilitate your arrival in Canada, inform the officer of the reason for your visit (study or work) and present this letter with your passport. United States citizens entering Canada from the U.S. may show proof of citizenship (a birth certificate or a naturalization certificate, and photo identification) instead of a passport. United States permanent residents entering Canada from the U.S. may show their "green card" instead of a passport and photo identification. Your passport or U.S. travel identification must be valid, and must be valid beyond the period you intend to remain in Canada. If it is not, the validity of your study or work permit will likely be limited to correspond to the validity date of your passport or U.S. travel identification.

Entry  
of  
Education

Study  
Permit

TRV



- Sticker in your passport, must enter before it expires;
- Usually is a multiple-entry visa;

TRV/eTA

**Summary of documents issued**

Document type	Validity
Permit - SP-EXT / Permis - PE-PROR	2021/07/31
eTA	2023/12/10

**eTA**

Canada 

IMM 5660 (10-20)

- Linked to your passport, so travel with the passport you used for your application
- Valid for 5 years or until your passport expiry

# Study Permit

A sample Canadian Study Permit document. The document is yellow with a red maple leaf design. It includes the following information:  
- Top left: Citizenship and Immigration Canada / Citoyenneté et Immigration Canada  
- Top center: CANADA  
- Top right: PROTECTED WHEN COMPLETED / PROTÉGÉ UNE FOIS REMPLI - B  
- Middle left: SCARBOROUGH ON CANADA  
- Middle right: Application/Demande: S  
- Middle right: UCI/IUC:  
- Section: STUDY PERMIT/PERMIS D'ÉTUDES  
- Client Information/Information du client:  
 - Family Name/Nom de famille:  
 - Given Name(s)/Prénom(s):  
 - Date of Birth/Date de naissance: (0000mmdd - aaaa/mm/yy)  
 - Sex/Sexe: FEMALE  
 - Country of Birth/Pays de naissance: CHINA, PEOPLE'S REPUBLIC OF  
 - Country of Citizenship/Citoyen de: CHINA, PEOPLE'S REPUBLIC OF  
 - Travel Doc No./N° du document de voyage: PASSPORT  
- Additional Information/Information supplémentaire:  
 - Date issued/Déclaré le: 2013/05/07 (0000mmdd - aaaa/mm/yy)  
 - Expiry Date/Date d'expiration: 2017/07/30 (0000mmdd - aaaa/mm/yy)  
 - Case Type/Genre de cas: 30  
 - Institution Name/Nom de l'institution: OTHER UNIVERSITY QNT.  
 - Field of Study/Domaine d'études: ANY POST SECONDARY  
 - In Force From/En vigueur le: 2013/05/07 (0000mmdd - aaaa/mm/yy)  
- Conditions:  
 1. MAY ACCEPT EMPLOYMENT ON THE CAMPUS OF THE INSTITUTION AT WHICH REGISTERED IN FULL-TIME STUDIES.  
 2. MUST LEAVE CANADA BY  
- Remarks/Observations:  
- Bottom: \*\*\*THIS DOES NOT AUTHORIZE RE-ENTRY/CECI N'AUTORISE PAS LA RÉ-ENTRÉE\*\*\*  
- Bottom: THIS FORM HAS BEEN ESTABLISHED BY THE MINISTER OF CITIZENSHIP AND IMMIGRATION - THIS DOCUMENT IS THE PROPERTY OF THE GOVERNMENT OF CANADA  
 FORMULAIRE ÉTABLI PAR LE MINISTRE DE LA CITOYENNETÉ ET DE L'IMMIGRATION - LE PRÉSENT DOCUMENT EST LA PROPRIÉTÉ DU GOUVERNEMENT DU CANADA  
- Bottom right: Canada

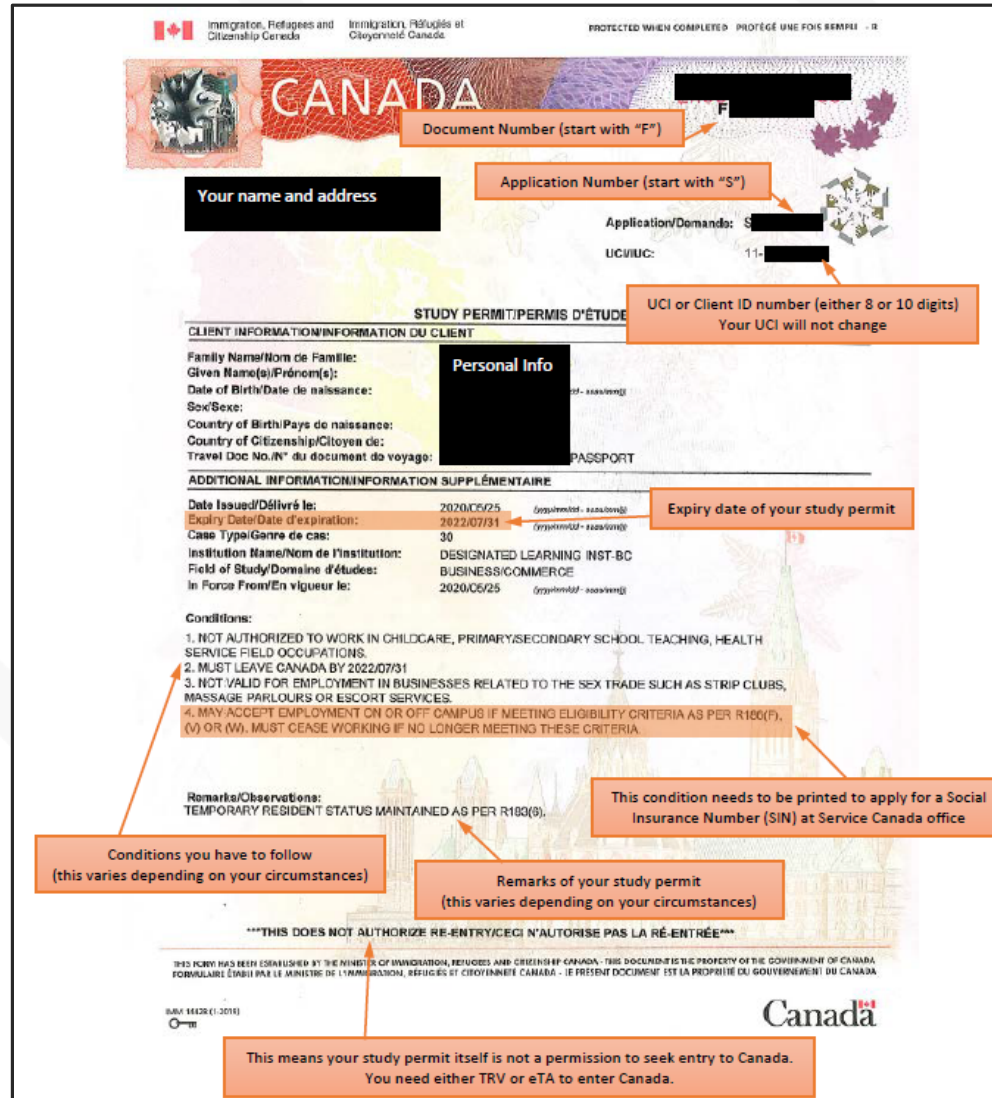
The [study permit](#) is a document issued by IRCC (Immigration, Refugees and Citizenship Canada) that allows [foreign nationals](#) (YOU) to stay and study at [designated learning institutions](#) (i.e. Douglas College) in Canada until the expiry of your authorized stay.

# Study permit – What to check?

- May work 20 hrs per week off-campus or full-time during regular breaks if meeting criteria outlined in section [186\(v\)](#) of IRPR.

or

- May accept employment on or off campus if meeting eligibility criteria as per [R186\(f\)](#), [\(v\)](#) or [\(w\)](#). Must cease working if no longer meeting these criteria.



**Document Number (start with "F")**

**Application Number (start with "S")**

**UCI or Client ID number (either 8 or 10 digits)**  
Your UCI will not change

**Expiry date of your study permit**

**Conditions:**

1. NOT AUTHORIZED TO WORK IN CHILDCARE, PRIMARY/SECONDARY SCHOOL TEACHING, HEALTH SERVICE FIELD OCCUPATIONS.
2. MUST LEAVE CANADA BY 2022/07/31
3. NOT VALID FOR EMPLOYMENT IN BUSINESSES RELATED TO THE SEX TRADE SUCH AS STRIP CLUBS, MASSAGE PARLOURS OR ESCORT SERVICES.
4. MAY ACCEPT EMPLOYMENT ON OR OFF CAMPUS IF MEETING ELIGIBILITY CRITERIA AS PER R186(F), (V) OR (W). MUST CEASE WORKING IF NO LONGER MEETING THESE CRITERIA

**Remarks/Observations:**  
TEMPORARY RESIDENT STATUS MAINTAINED AS PER R186(9).

**Conditions you have to follow**  
(this varies depending on your circumstances)

**Remarks of your study permit**  
(this varies depending on your circumstances)

**This condition needs to be printed to apply for a Social Insurance Number (SIN) at Service Canada office**

**This means your study permit itself is not a permission to seek entry to Canada. You need either TRV or eTA to enter Canada.**

\*\*\*THIS DOES NOT AUTHORIZE RE-ENTRY/CECI N'AUTORISE PAS LA RÉ-ENTRÉE\*\*\*

THIS FORM HAS BEEN ESTABLISHED BY THE MINISTRY OF IMMIGRATION, REFUGEES AND CITIZENSHIP CANADA. THIS DOCUMENT IS THE PROPERTY OF THE GOVERNMENT OF CANADA. FORMULAIRE ÉTABLI PAR LE MINISTRE DE L'IMMIGRATION, RÉFUGIÉS ET CITOYENNETÉ CANADA - LE PRÉSENT DOCUMENT EST LA PROPRIÉTÉ DU GOUVERNEMENT DU CANADA

IRPR 18420 (1-2018)

Canada

# Important reminders:

- Be prepared to spend a few hours at the airport.
  - The wait at Immigration and Customs area could be long
- The CBSA no longer stamps passports at airports.
  - If you need an entry stamp, you must request from a border services officer after completing a kiosk transaction.
- Once your study permit is issued, **check the details on your study permit before you leave the office.**
  - Your personal information, Eligibility to work (for academic programs), Remarks etc.
  - If you notice an error, notify the officer before you leave!

# Arrival to Quarantine

## On Arrival

- Go through Immigration and Customs
- Obtain a Study Permit at Immigration office
- On-arrival COVID test at the Airport
- Pick up the Day-8 test kit (if applicable)
- Communicate with the hotel to travel for 3-day hotel stay (if applicable)

## Hotel stay (if applicable)

- Follow the rules at the hotel
- Receive the on-arrival test result via email
- Respond to Douglas College quarantine check-in
- Check the wi-fi and join online class if the semester has started (if applicable)

## Self-isolation

- Complete Day-4 to Day-14 quarantine at your quarantine location (if applicable)
- Respond to Douglas College quarantine check-in
- Follow all the quarantine rules
- Take the Day-8 COVID test (if applicable)
- Check BC COVID guidelines



# Where to stay for quarantine?

- Douglas College has contacted a few Metro Vancouver hotels that might be able to accommodate Douglas International Students. Rates and availability are subject to change without notice.
- For a list, visit [“Travelling to Canada”](#) page on our website.
- To receive the lowest available rate please state that you are a Douglas College international student.

# Penalties

Not following instructions or not providing accurate information result in penalties

such as:

- Ticket fine up to \$5,000
- Fine of up to \$750,000 and/or 6 months in prison
- Being found [inadmissible](#), removed from Canada

The Government is strict with the rules

# Quick summary



	Before Aug 9 Not/partially Vaccinated	Before Aug 9 Fully Vaccinated	After Aug 9 Not/partially Vaccinated	After Aug 9 Fully Vaccinated
Pre-Arrival Test	Required	Required	Required	Required
Booking for the Hotel Stay	Required	Exempted	Exempted	Exempted
Quarantine plan	Required	Required	Required	Required
Use of ArriveCAN	Required	Required	Required	Required
Health check at the Airport	Required	Required	Required	Required
Day-1 test at the Airport	Required	Required	Required	Maybe exempted
Hotel stay	Required	Maybe exempted	Exempted	Exempted
14-day quarantine	Required	Maybe exempted	Required	Maybe exempted
Day-8 test	Required	Maybe exempted	Required	Maybe exempted
Keep a list of people you had a close contact	Required	Required	Required	Required
Respond to Gov. and Douglas check-in	Required	Required	Required	Required



# Quarantine 101

## Calculation of your quarantine period

- Your quarantine period begins **on the day that you arrive** in Canada.
- For example, if you arrive at 11:50 pm on Thursday, October 1, then Thursday is considered day 1 of your quarantine period. Your quarantine period would end 14 days later, on Wednesday, October 14.

## During the self-isolation period

- Staff from the International office will check-in for the first 3 days, and then every other day until day 14.
- You are required to reply to the check-ins and update us on your health conditions.
- **Failed to reply to the check-in could result on reporting the student to the health authorities.**

# Intro to Douglas College!

## Three campuses:

### New Westminster (NW)

700 Royal Ave, New Westminster, BC V3M 5Z5

### Coquitlam Campus (COQ)

1250 Pinetree Way, Coquitlam, BC V3B 7X3

### Anvil Centre Office Tower (AOT)


11 Eighth St, New Westminster, BC V3M 3N7

## Commuting between three campuses:

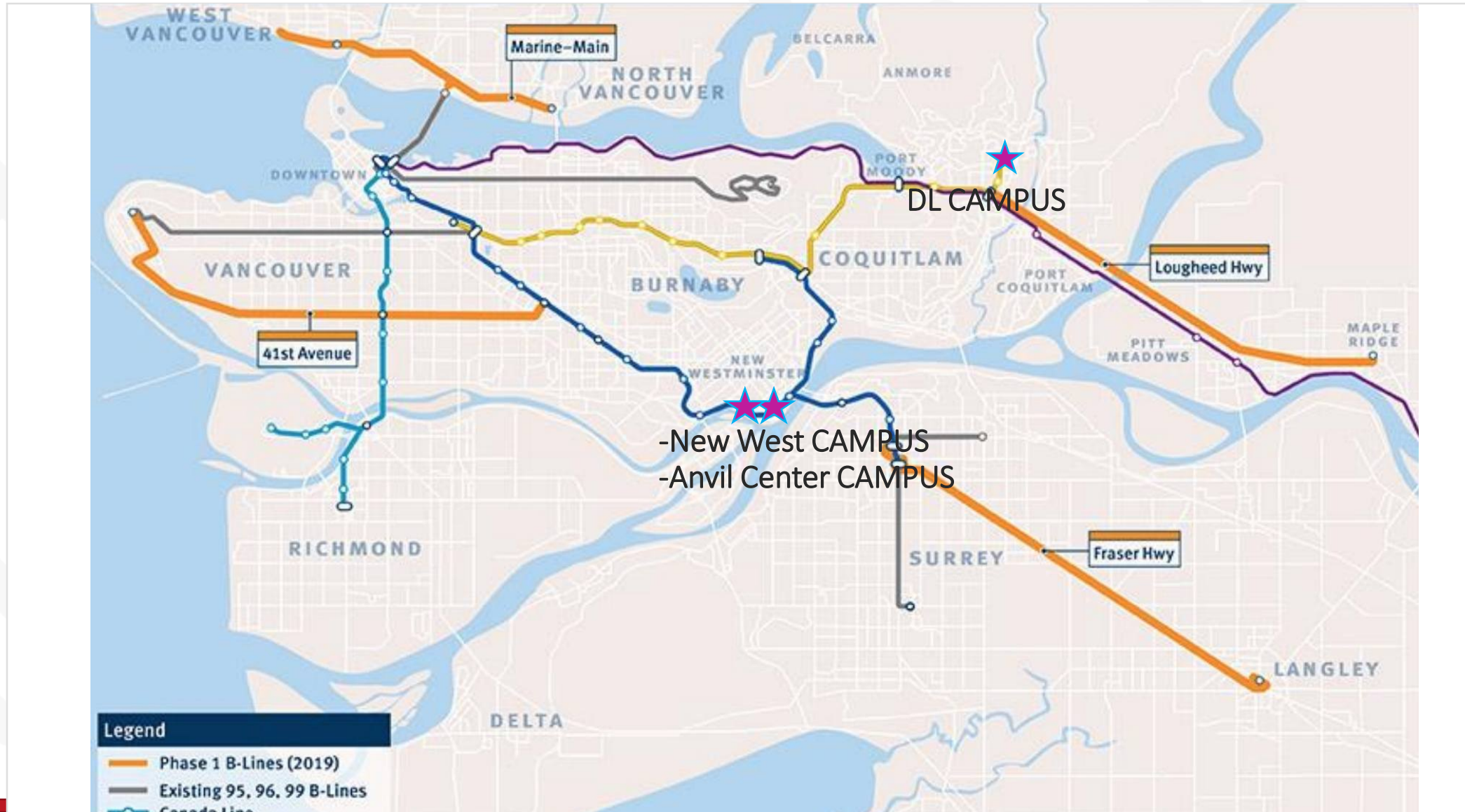
### From New West (main campus)

To AOT: 5 mins. walk down the hill on Eight St.

To COQ: 30-40 mins. By skytrain;  
25-30mins. by car



# Campus Locations – New West, Anvil Office Tower, Coquitlam






# Health Insurance Plans



Guard.me



MSP



Extended Health

# Guard.me

## What is Guard.me

- Guard.me is temporary private health insurance to cover you while you are waiting to be eligible for MSP.
- First semester international students at Douglas College are charged \$189.00. This coverage starts on the first day of class, September 7 and ends on December 5, 2021.
- Additional coverage may be purchased for early arrivals or family members.
- Go to our [medical insurance page](#) for more information.

## When will I receive my Guard.me card?

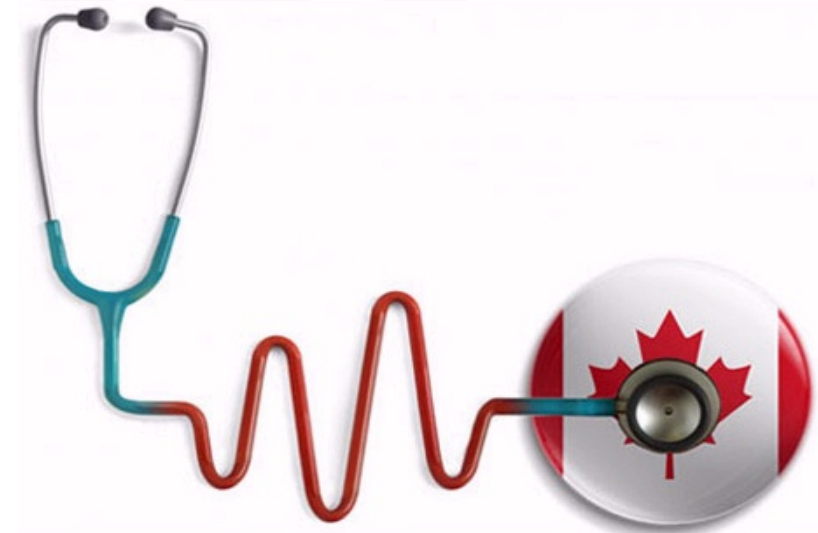
- New international students will receive their insurance cards after the add/drop date of each semester, September 21, 2020.

IMPORTANT: If you need any medical assistance before you receive your card, please [contact us](#) at dci@douglascollege.ca or call the international office at 604-527-5650.



# BC Medical Service plan (MSP)

- Medical Insurance is mandatory while you study in Canada.
- **Upon arrival in BC you must apply for MSP.** You can apply [online](#).
- MSP covers doctor visits, hospital visits, and medically required services. See the [list of medical services](#) that MSP covers.
- \$75.00/month per student.
- Your coverage may start three months after your arrival date in British Columbia.




# DSU Health and Dental Plan



## Coverage period

- If you start your studies at Douglas in Summer semester: Not covered during the Summer Session
- In Fall semester: Covered for one year, from September 1, 2021 to August 31, 2022.



## Approximate Cost

- Starting from September: \$250 for one year.



DSU Health & Dental  
Plan

For questions or more information about the DSU Health and Dental plan, please email [services@thedsu.ca](mailto:services@thedsu.ca) or check out their website by clicking [HERE](#)

# Important reminders:

- Familiarize yourself with **Douglas College website** pages to stay informed (search by key words)
- Contact us if you have questions, **before** making a decision
- Watch the **expiry of your study permit** and extend it 90 days before it becomes invalid
- Mark your calendar for important **dates and deadlines**
- Attend as many **workshops and webinars** as you can
- Remember that your enrollment status **FT or PT** may affect your immigration status – join our Immigration 101 webinar
- Do not leave anything up to assumptions; rules and regulations are not the same as the ones practiced in your country.



# Contact Douglas College International (DCI)

Due to COVID-19, we are working remotely:

You can reach us by email at:

[dc@douglascollege.ca](mailto:dc@douglascollege.ca)

**Please include your full name and student ID  
in the subject line of ALL your emails!**

# Thank you!

See you at the next workshop.