



## Douglas College Quick Facts For Academic Year 2019-20

### Total Headcount by Funding Type

Domestic	20,147
International	4,523
<b>Grand Total</b>	<b>24,670</b>

### Headcount by Campus

The sum of Headcount by Campus will exceed Total Headcount as many students are enrolled on multiple campuses.

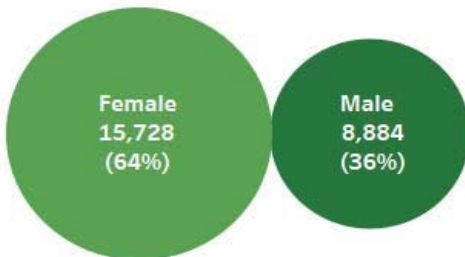
New West	15,526
Coquitlam	8,593
Online/Offsite	9,177

### Headcount by Course Type

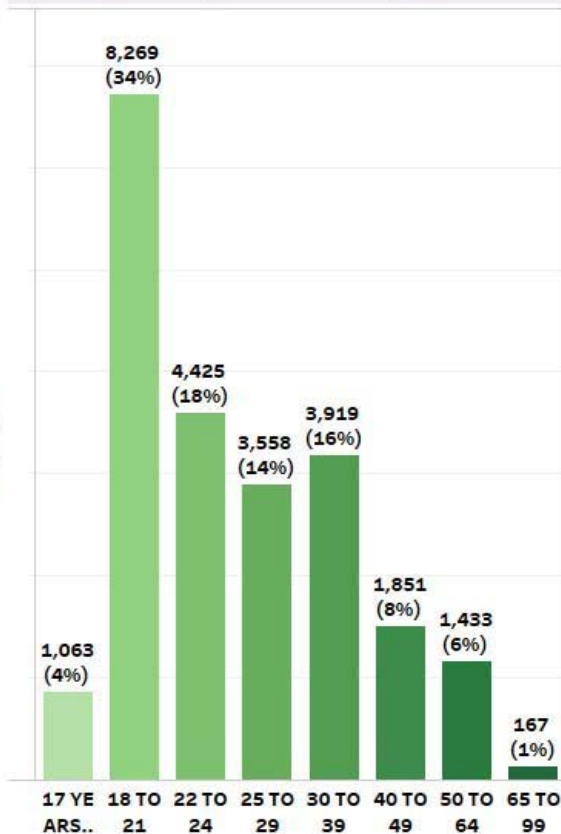
The sum of Headcount by Course Type will exceed Total Headcount as many students are enrolled in both types of courses.

Credit Students	17,242
CE and Training Group	7,781

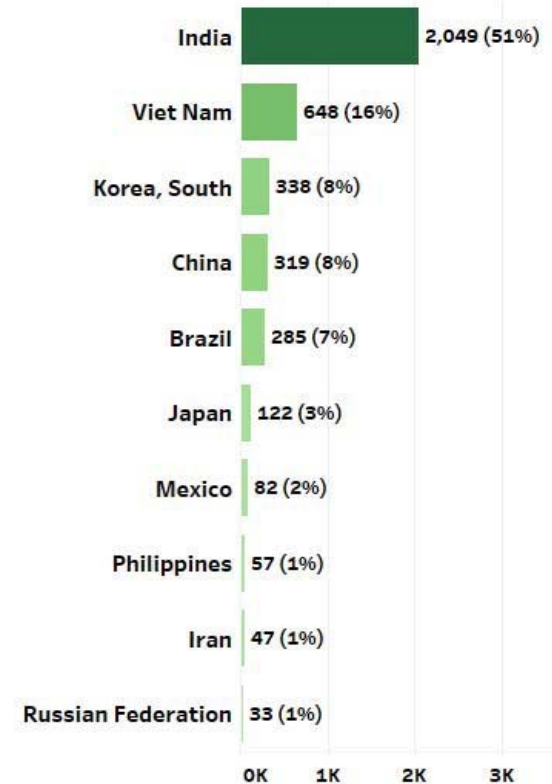
### Number/Percentage of Students by Gender



### Number/Percentage of Students by Age Group

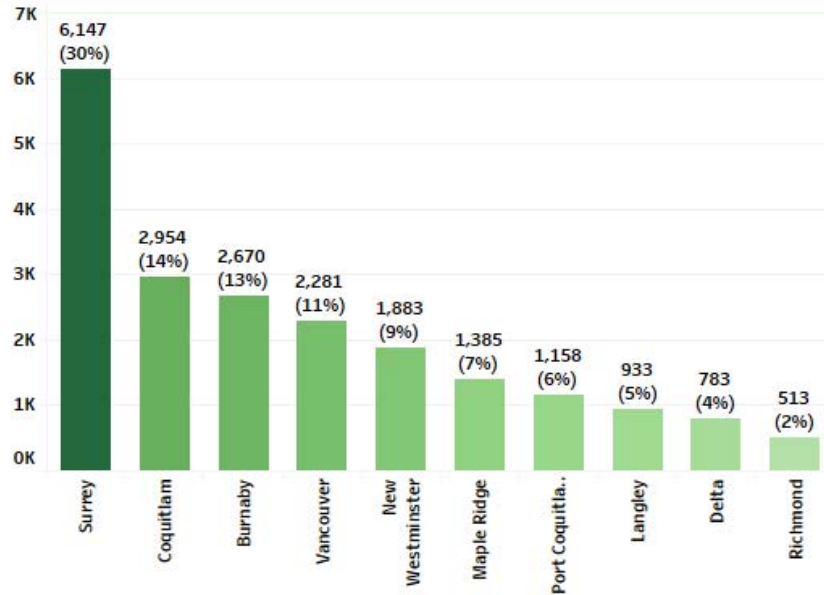


### International Students' Country of Citizenship (Top 10)

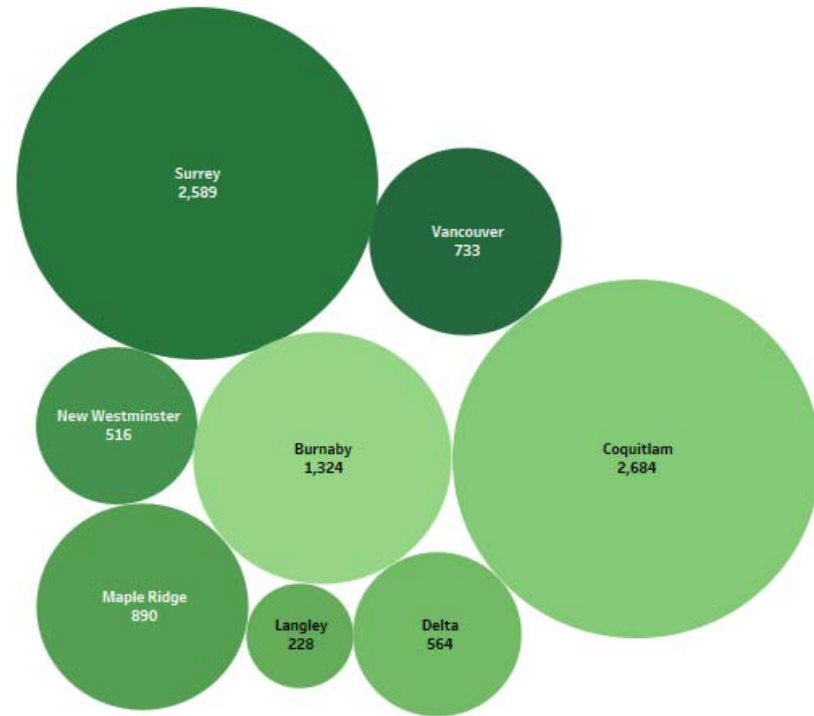


## Douglas College Quick Facts For Academic Year 2019-20

### Student City of Residence (Top 10)



### Top BC High School Feeder Districts



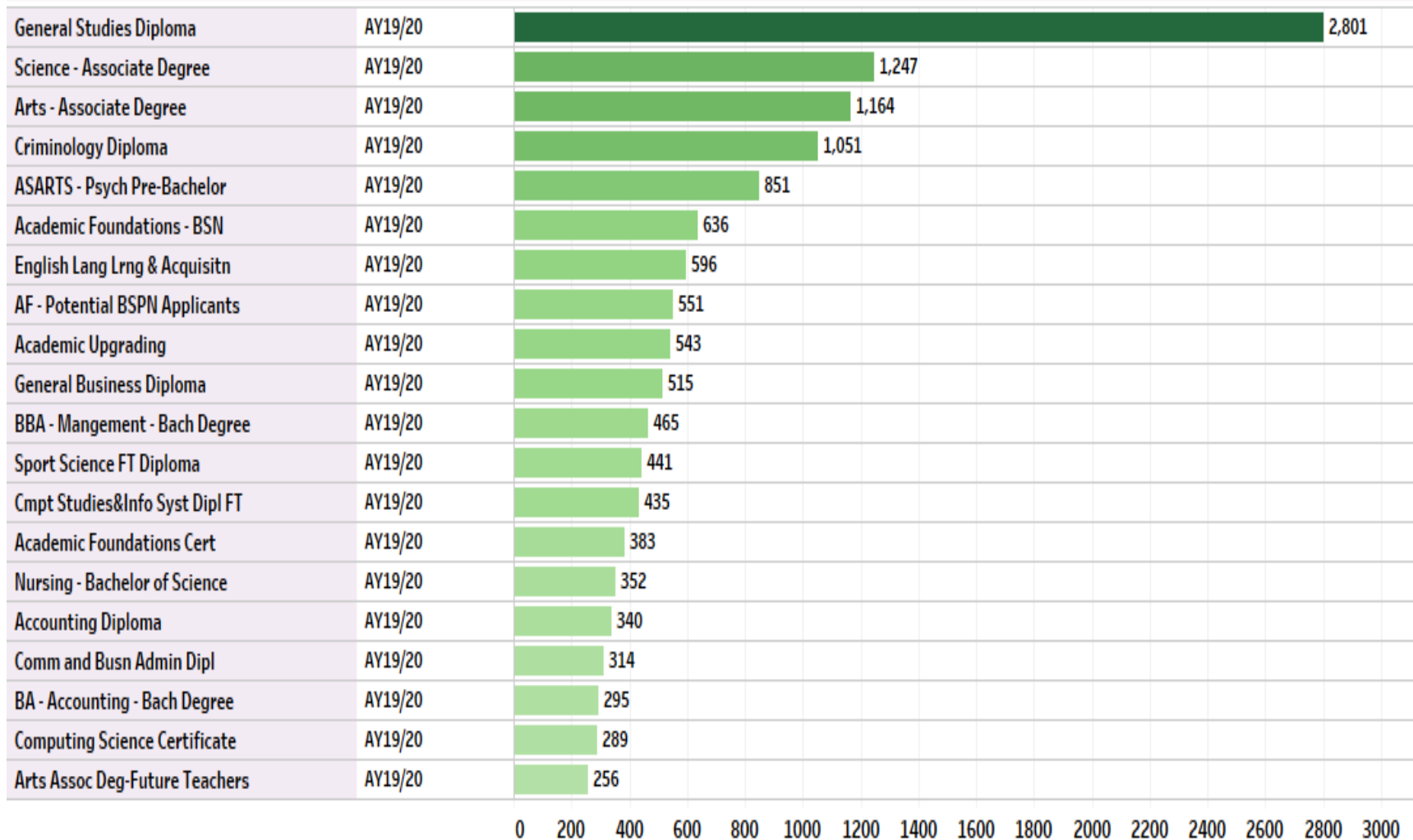
### BC High School Graduates: Top 10 Feeder Schools

School District	School Name	Headc..	Col%
Coquitlam	Terry Fox Secondary	455	16%
	Centennial School	355	12%
	Dr. Charles Best Secondary School	335	12%
	Riverside Secondary	295	10%
	Pinetree Secondary School	261	9%
	Gleneagle Secondary School	235	8%
	Port Moody Secondary	230	8%
	<b>Total</b>	<b>2,166</b>	<b>76%</b>
New Westminster	New Westminster Secondary	465	16%
	<b>Total</b>	<b>465</b>	<b>16%</b>
Surrey	Queen Elizabeth Secondary	211	7%
	<b>Total</b>	<b>211</b>	<b>7%</b>
<b>Grand Total</b>		<b>2,842</b>	<b>100%</b>



## Douglas College Quick Facts For Academic Year 2019-20

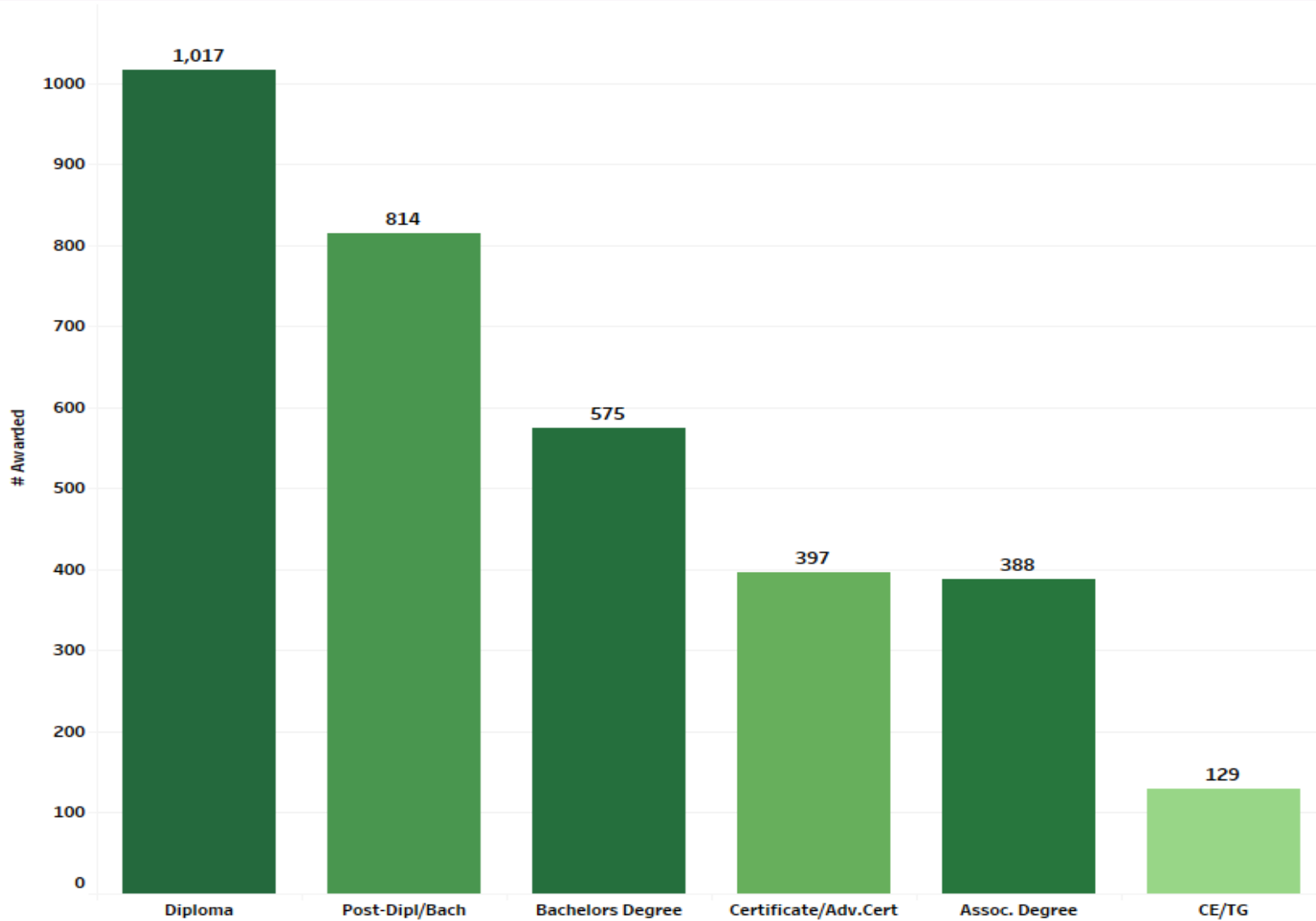
### Top 20 Programs by Number of Unique Applicants Academic Year 2019-20



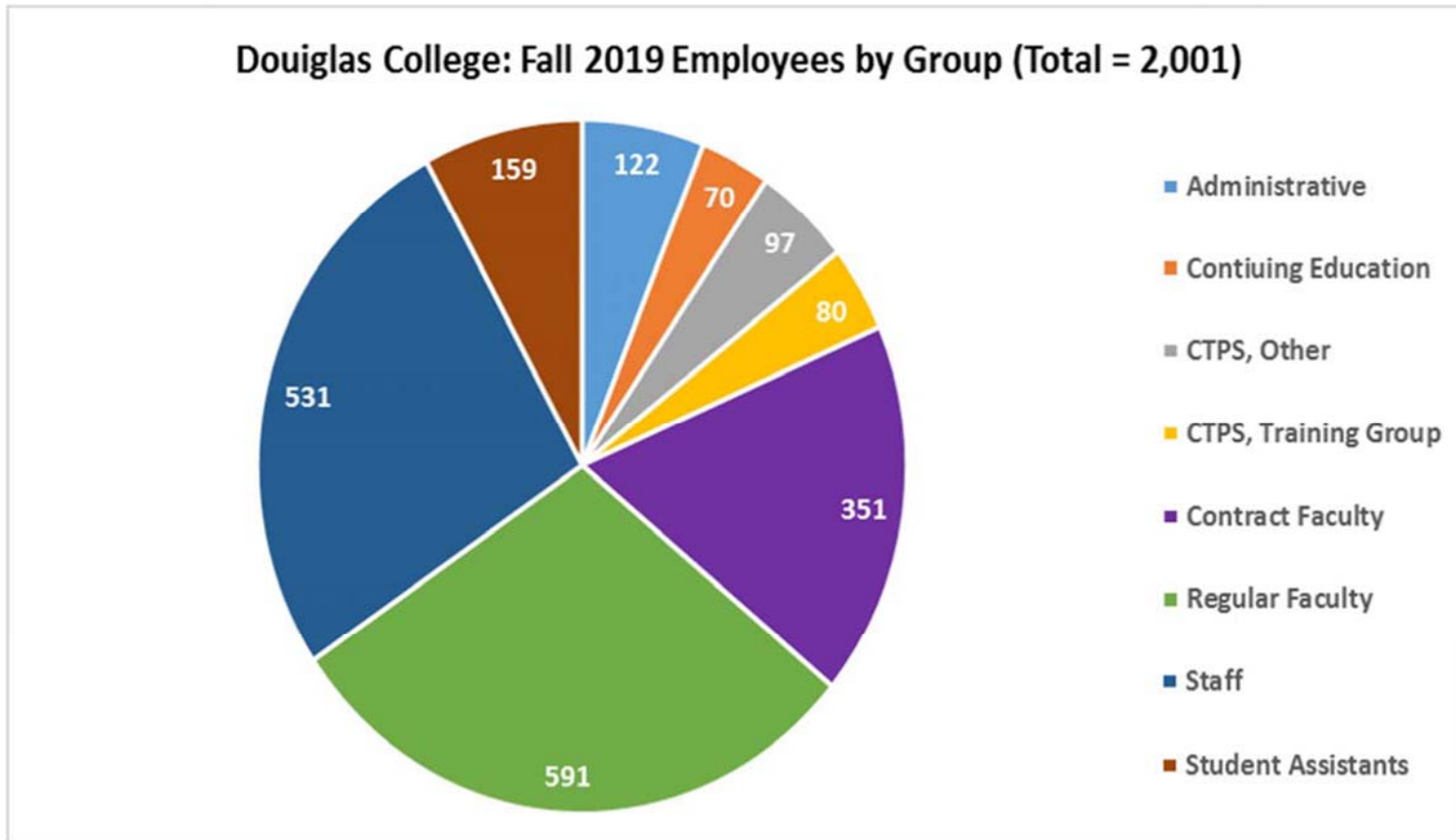


## Douglas College Quick Facts For Academic Year 2019-20

### Number of Credentials Awarded Academic Year 2019-20



Total Credentials Awarded, excluding ABE/ASE/ESL: 3,320  
(Ministry standardized credential codes)





## Douglas College Quick Facts For Academic Year 2019-20

<b>Douglas College Employees City of Residence Fall 2019</b>		
<b>College Region (Residence)</b>	<b>Employee Residence</b>	<b>Count</b>
<b>Capilano</b>	<b>North Shore</b>	<b>91</b>
	<b>Other Lower Mainland</b>	<b>9</b>
	<b>Other BC</b>	<b>5</b>
<b>Capilano Total</b>		<b>105</b>
<b>Douglas</b>	<b>Burnaby</b>	<b>214</b>
	<b>Coquitlam</b>	<b>255</b>
	<b>Maple Ridge/Meadows</b>	<b>98</b>
	<b>New Westminster</b>	<b>243</b>
	<b>Port Coquitlam/Moody</b>	<b>175</b>
<b>Douglas Total</b>		<b>985</b>
<b>Fraser Valley</b>	<b>Abbotsford/Mission</b>	<b>38</b>
	<b>Other Lower Mainland</b>	<b>15</b>
<b>Fraser Valley Total</b>		<b>53</b>
<b>Kwantlen</b>	<b>Langley</b>	<b>62</b>
	<b>Other Lower Mainland</b>	<b>1</b>
	<b>Richmond /Delta</b>	<b>114</b>
	<b>Surrey/White Rock</b>	<b>260</b>
<b>Kwantlen Total</b>		<b>437</b>
<b>Vancouver Total</b>		<b>375</b>
<b>Other Total</b>		<b>46</b>
<b>Grand Total</b>		<b>2,001</b>