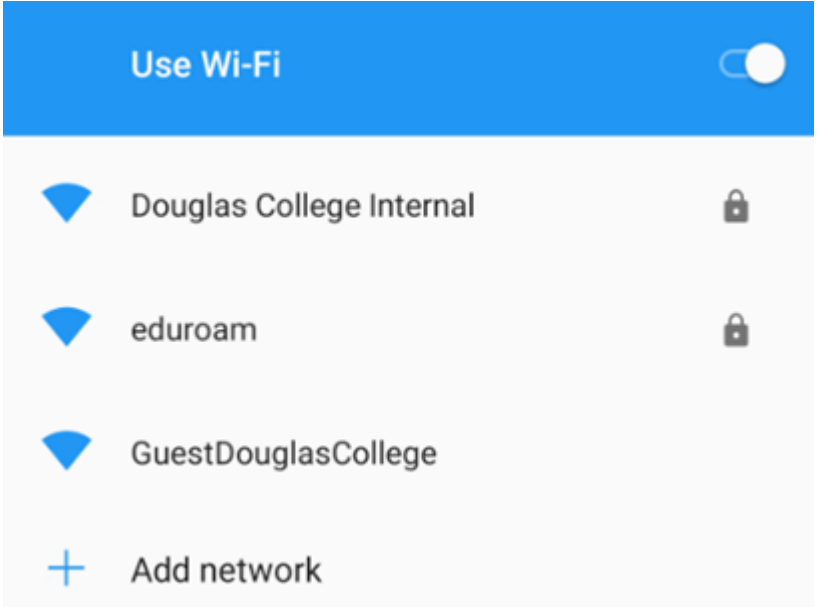
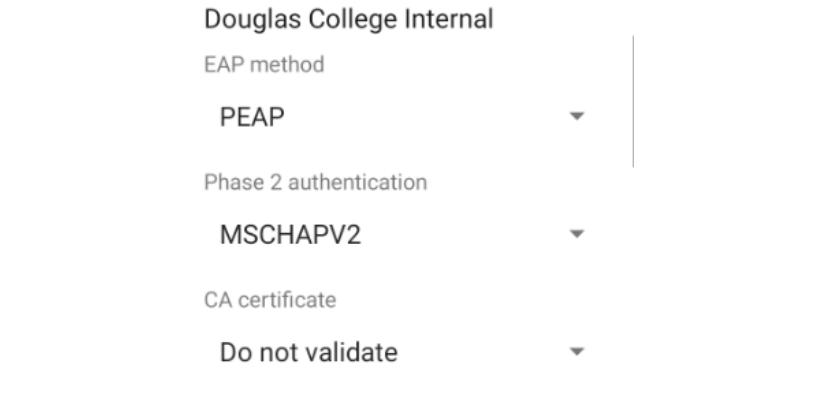
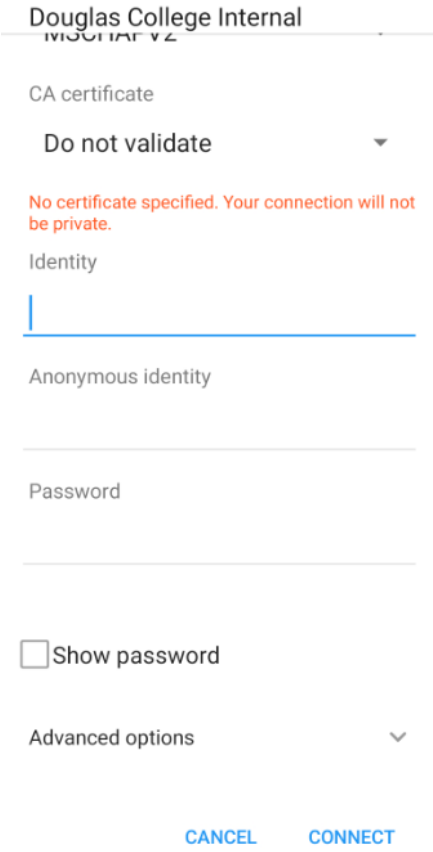


## Android Connection Walkthrough

<p>Go to Settings -&gt; Find and Select "Douglas College Internal"</p>	
<p>Use these settings if prompted:</p> <p><b>EAP Method:</b> PEAP</p> <p><b>Phase 2 authentication:</b> MSCHAPV2</p> <p><b>CA Certificate:</b> Do not validate or Unspecified</p>	

# CEIT Wi-Fi Mobile Devices Guide (Android)

<p><b>Identity:</b> Nine digit student number or employee user name.</p> <p><b>Anonymous Identity:</b> Leave <i>Blank</i></p> <p><b>Password:</b> CNA password</p> <p>Press "Connect" and select "TRUST" if prompted.</p>	
<p>Not being prompted for a password?</p> <ul style="list-style-type: none"> <li>• Select Saved Networks</li> <li>• Select "Douglas College Internal"</li> <li>• Press FORGET in the prompt</li> <li>• Return to beginning above</li> </ul>	